

---

---

# Responsive Web Design (RWD)



# Bootstrap

“The most popular HTML, CSS, and JS framework for the developing **responsive, mobile first** projects on the web.”

[[www.getbootstrap.com](http://www.getbootstrap.com)]



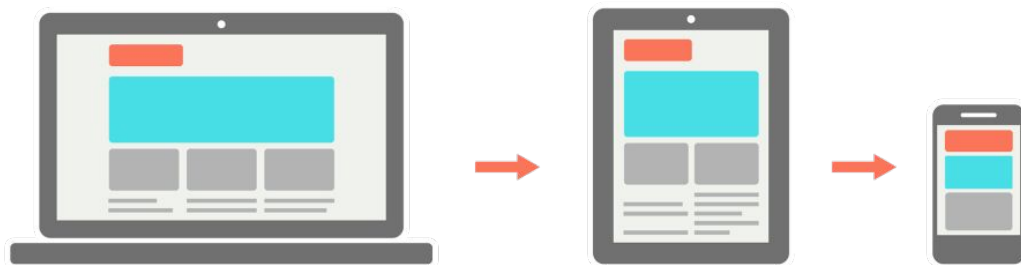
# Foundation

“The most advanced **responsive** front-end framework in the world.”



[[www.foundation.zurb.com](http://www.foundation.zurb.com)]


# Deux frameworks proches



Responsive Web Design

---

Mobile First Web Design



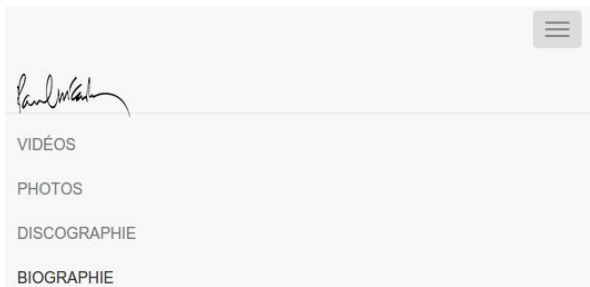
# Notre application : un site dédié à Paul McCartney

- **Menu de navigation**
  - ◆ **Galerie de vidéos**
  - ◆ **Tableau de chansons**
  - ◆ **Galerie de photos**
  - ◆ **Biographie**

# Menu

*Paul McCartney*

VIDÉOS PHOTOS DISCOGRAPHIE BIOGRAPHIE



A mobile menu overlay with a hamburger menu icon in the top right corner. It features a signature 'Paul McCartney' at the top, followed by a list of menu items: VIDÉOS, PHOTOS, DISCOGRAPHIE, and BIOGRAPHIE.

Bootstrap

Foundation

Paul McCartney

Biographie

Photo

Vidéo

Contact

Paul McCartney

Biographie

Photo

Vidéo

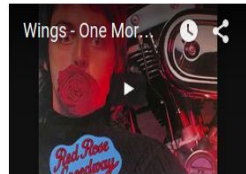

Contact

# Grid layout



# Vidéos - Bootstrap

## VIDÉOS

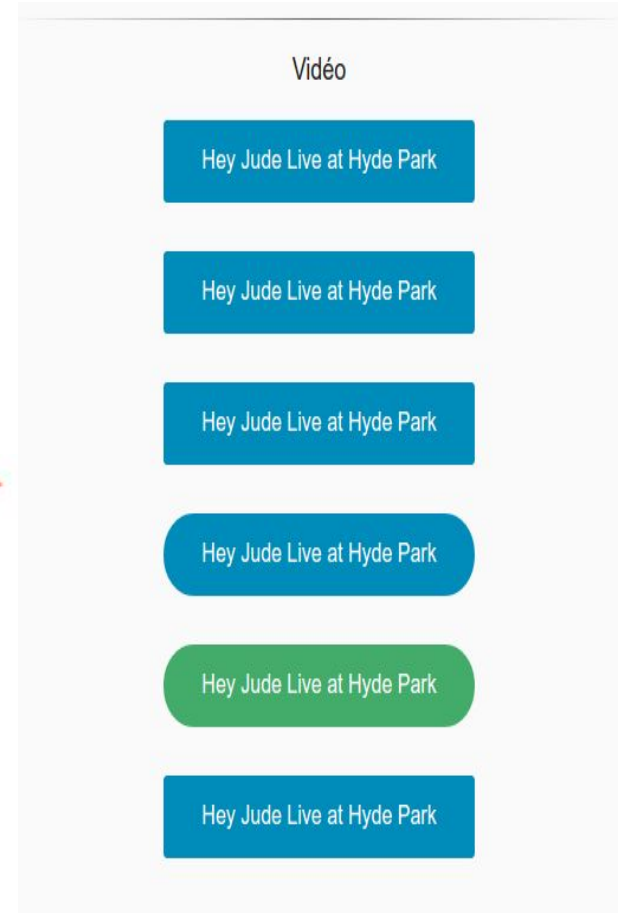
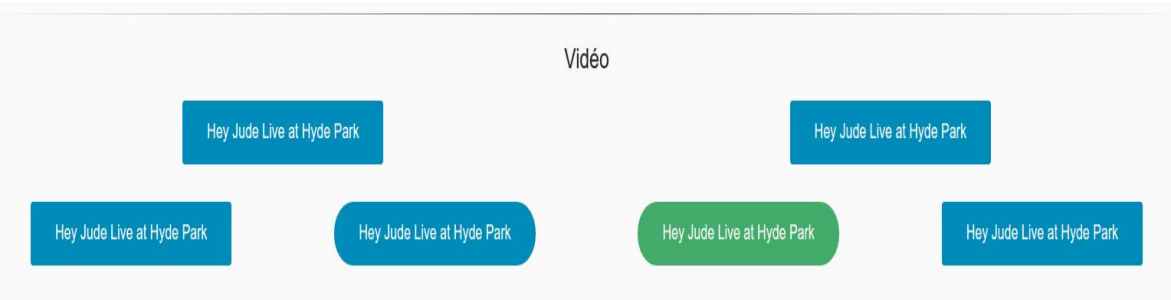


## VIDÉOS





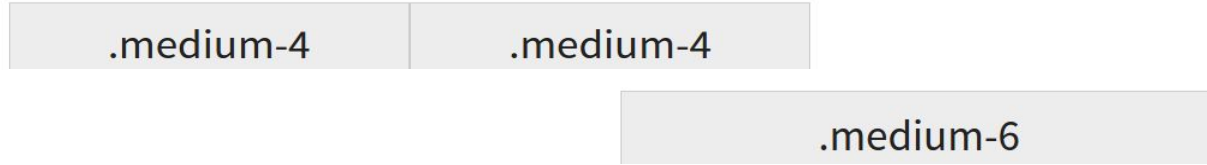
# Vidéos - Foundation



Rows with **fewer** than 12 columns



Rows with **more** than 12 columns



Foundation

Rows with **fewer** than 12 columns



Rows with **more** than 12 columns



Bootstrap

## Foundation

Screens	Viewport Size	Class Prefix (Default Grid)	Class Prefix (Block Grid)
Small screens	≤ 40em (640px)	<code>.small-*</code> <code>.column(s)</code>	<code>.small-block-grid-*</code>
Medium screens	≥ 40.063em (641px)	<code>.medium-*</code> <code>.column(s)</code>	<code>.medium-block-grid-*</code>
Large screens	≥ 64.063em (1025px)	<code>.large-*</code> <code>.column(s)</code>	<code>.large-block-grid-*</code>

## Bootstrap

Screens	Viewport Size	Container Width	Class Prefix
Extra small screens	< 768px	auto	<code>.col-xs-*</code>
Small screens	≥ 768px	750px	<code>.col-sm-*</code>
Medium screens	≥ 992px	970px	<code>.col-md-*</code>
Large screens	≥ 1200px	1170px	<code>.col-lg-*</code>

# Pop-up - Bootstrap & Foundation

The image shows a screenshot of a music player interface. At the top, there is a 'SONG' section with a list of tracks: 'Give My Regards to Broad Street', 'Strawberries Oceans Ships Forest', and 'Paul McCartney's Standing Stone'. To the right of this list is a 'PLAY' button with three play icons. Below the list, there are two small thumbnail images of Paul McCartney and his band. The main focus is a large video pop-up window titled 'Hey Jude Live at Hyde Park'. The video shows Paul McCartney performing on stage, wearing a pink shirt and black pants, with his arms raised. The background is a large crowd of people with their hands raised, illuminated by blue stage lights. The video player has a play button in the center and a close button (an 'x') in the top right corner. The video title 'Paul McCartney - Hey Jude Live at Hyde Park' is displayed at the top of the video frame. In the bottom right corner of the video frame, the 'palladia' logo is visible. Below the video pop-up, there are two blue buttons with the text 'Hey Jude Live at Hyde Park'.

# Tableau

Concert					
SDF	PLAY	SDF	PLAY	SDF	PLAY
Give My Regards to Broad Street	▶	Give My Regards to Broad Street	▶	Give My Regards to Broad Street	▶
Strawberries Oceans Ships Forest	▶	Strawberries Oceans Ships Forest	▶	Strawberries Oceans Ships Forest	▶
Paul McCartney's Standing Stone	▶	Paul McCartney's Standing Stone	▶	Paul McCartney's Standing Stone	▶

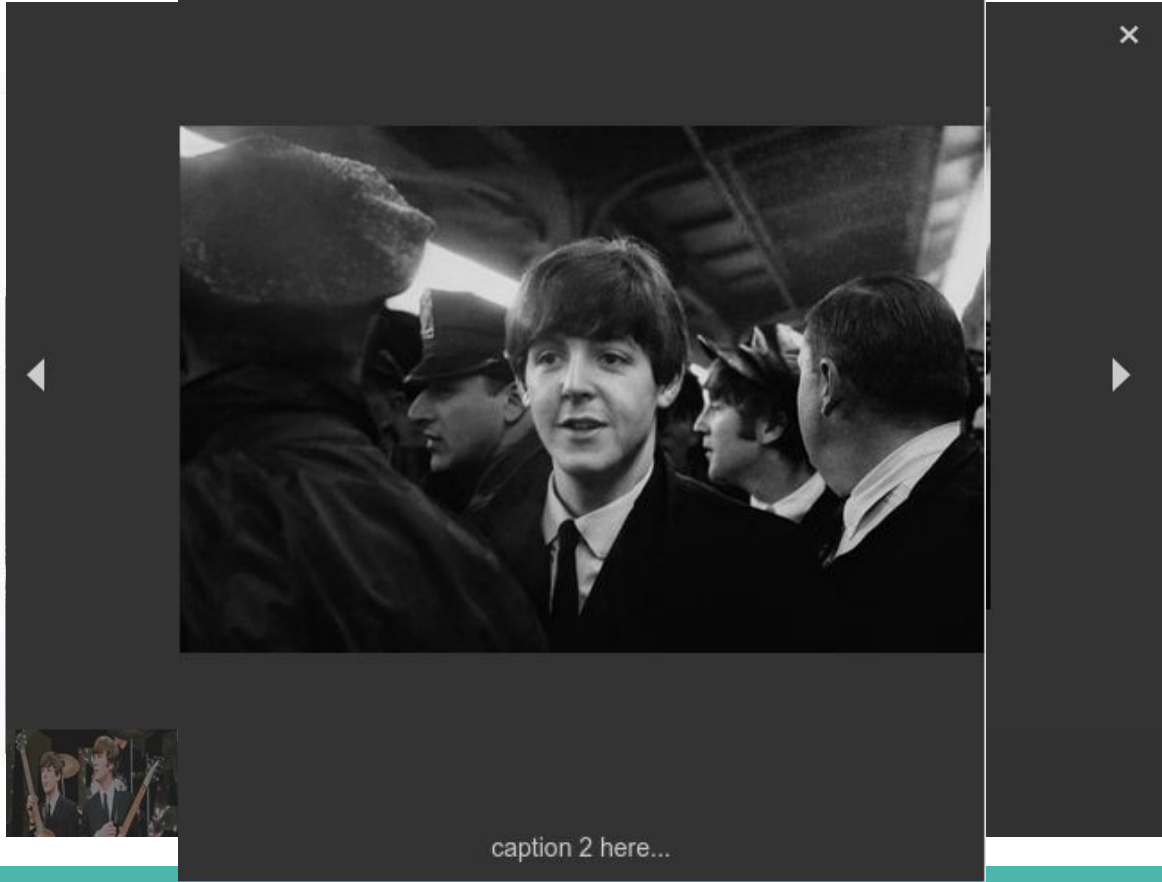
# Foundation

Concert					
SDF	PLAY	SDF	PLAY	SDF	PLAY
Give My Regards to Broad Street	▶	Give My Regards to Broad Street	▶	Give My Regards to Broad Street	▶
Strawberries Oceans Ships Forest	▶	Strawberries Oceans Ships Forest	▶	Strawberries Oceans Ships Forest	▶
Paul McCartney's Standing Stone	▶	Paul McCartney's Standing Stone	▶	Paul McCartney's Standing Stone	▶

# Bootstrap

🎵 TITLE	ALBUM
Wild Life	Wild Life (The Wings)
Only One More Kiss	Red Rose Speedway (The Wings)
Band on the run	Tripping the Live Fantastic (The Wings)
Must Do Something About It	Wings at the Speed of Sound (The Wings)
Let Me Roll It (Seattle '1976)	Wings over America (The Wings)
London Town	London Town (The Wings)
Another Day	Wings greatest (The Wings)
We're Open Tonight	Back to the egg (The Wings)
Tug of war	Tug of war

# Galerie de ph



# Conclusion

# Ce qu'on a aimé...

## → Bootstrap

- ◆ Simple à utiliser
- ◆ Facile à prendre en main
- ◆ Efficace
- ◆ Mises à jour régulières
- ◆ Grande communauté
- ◆ RWD
- ◆ Très utilisé dans les entreprises

## → Foundation

- ◆ Simple à utiliser
- ◆ Facile à prendre en main
- ◆ Précurseur dans l'approche mobile first
- ◆ Offre plus de souplesse pour personnaliser un site
- ◆ RWD



# C'est bien mais...

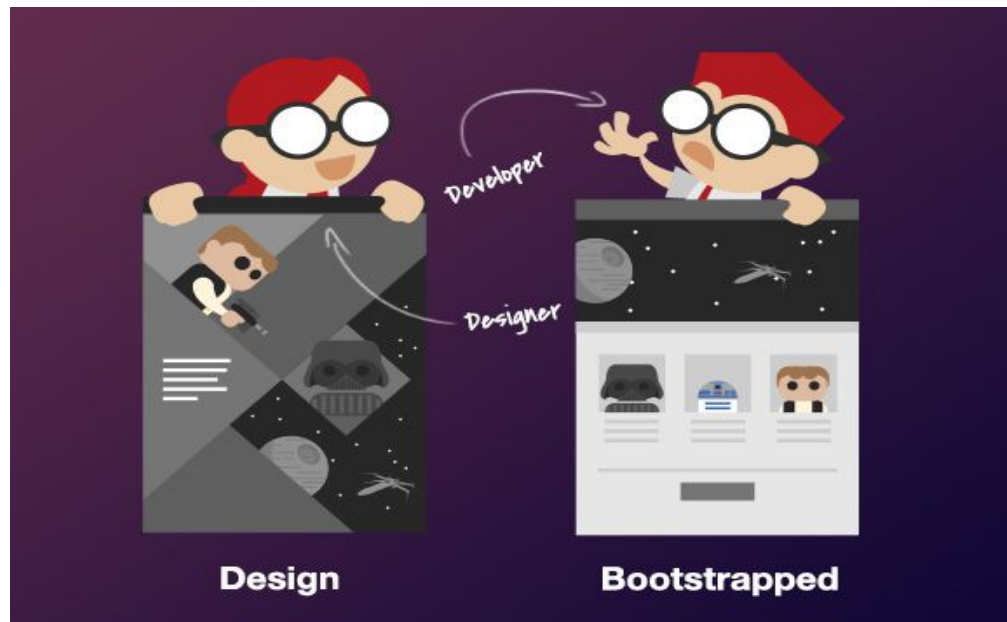
- Les tableaux ne sont pas *“responsive”*
- Fichiers (relativement) lourds à charger
- Les sites se suivent et se ressemblent

# C'est pour vous si...

- Vous voulez rapidement développé un site web
- Vous n'aimez pas écrire du CSS
- Vous voulez une application web *responsive*

# Ce n'est pas pour vous si...

- Vous voulez garder votre "liberté de coder"
- Vous ne voulez pas que votre site ressemble (un peu trop) aux autres sites



# Bootstrap ou Foundation ?

- Les deux frameworks sont très proches
- Syntaxe intuitive et proche
- Bootstrap et Foundation ont une philosophie commune
  - ◆ Approche mobile first
  - ◆ Grid layout

	<b>Bootstrap</b>	<b>Foundation</b>
<b>Website</b>	<a href="http://getbootstrap.com">getbootstrap.com</a>	<a href="http://foundation.zurb.com">foundation.zurb.com</a>
<b>Version</b>	3.3.4	5.5.2
<b>Date of last release</b>	March 16, 2015	April 30, 2015
<b>Stars on Github</b>	82,000+	20,000+
<b>Tagged questions on Stack Overflow</b>	41,000+	3,300+
<b>Browser support</b>	Chrome (Mac, Windows, iOS, and Android) Safari (Mac and iOS only) Firefox (Mac and Windows) Opera (Mac and Windows) IE8+	Chrome (Mac, Windows, iOS, and Android) Safari (Mac and iOS only) Firefox (Mac and Windows) Opera (Mac and Windows) IE9+

# Faite votre choix

- Cela dépend de vos besoins
- Mais aussi de vos préférences
- Les deux technologies pourront répondre à vos besoins
- D'après Oxford dictionaries :
  - ◆ **To bootstrap** : Start up [...] with **minimal** [...] resources
  - ◆ **A Foundation** : A cream or powder used as a **base** to even out facial skin tone **before applying other cosmetics**
- Les goûts et les couleurs...

Merci de votre  
attention !

# Questions ?



# Références

- <http://foundation.zurb.com/docs/components/topbar.html#clickable>
- <http://foundation.zurb.com/docs/index.html>
- [http://foundation.zurb.com/docs/components/kitchen\\_sink.html](http://foundation.zurb.com/docs/components/kitchen_sink.html)
- <http://foundation.zurb.com/docs/components/grid.html>
- <http://responsive.vermilion.com/compare.php>
- <http://getbootstrap.com/components/>
- <http://www.zingdesign.com/5-reasons-not-to-use-twitter-bootstrap/>
- <https://www.codementor.io/css/tutorial/bootstrap-3-vs-foundation-5-front-end-framework-comparison>